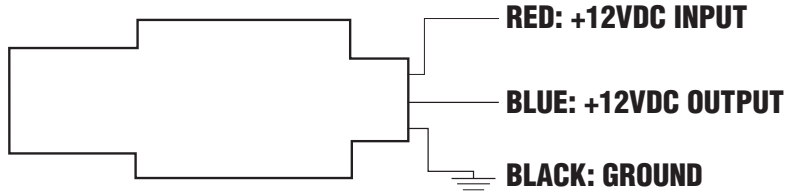


NOISE FILTER (10 AMP)

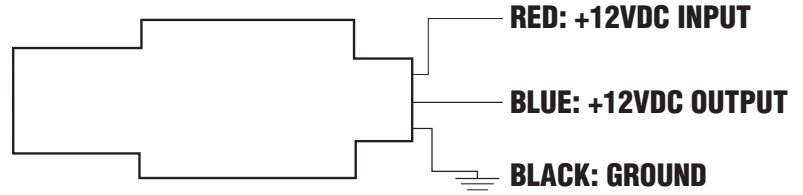


NOTE: THE BLACK WIRE SHOULD BE GROUNDED AT THE SAME GROUND POINT AS THE EQUIPMENT.

*Technical information and diagrams provided by Accele Electronics is "as is" information. User assumes entire risk and responsibility. Accele Electronics recommends verifying all wire colors and operation before installing product.

////ACCELE ELECTRONICS, INC.

NOISE FILTER (10 AMP)

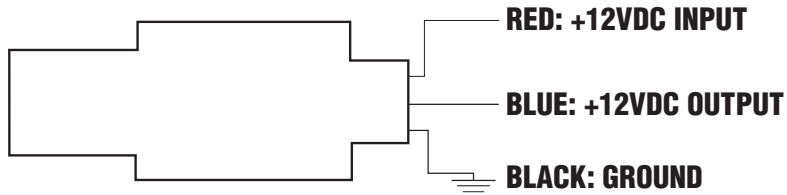


NOTE: THE BLACK WIRE SHOULD BE GROUNDED AT THE SAME GROUND POINT AS THE EQUIPMENT.

*Technical information and diagrams provided by Accele Electronics is "as is" information. User assumes entire risk and responsibility. Accele Electronics recommends verifying all wire colors and operation before installing product.

////ACCELE ELECTRONICS, INC.

NOISE FILTER (10 AMP)

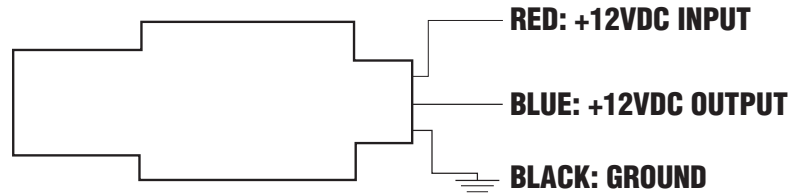


NOTE: THE BLACK WIRE SHOULD BE GROUNDED AT THE SAME GROUND POINT AS THE EQUIPMENT.

*Technical information and diagrams provided by Accele Electronics is "as is" information. User assumes entire risk and responsibility. Accele Electronics recommends verifying all wire colors and operation before installing product.

////ACCELE ELECTRONICS, INC.

NOISE FILTER (10 AMP)



NOTE: THE BLACK WIRE SHOULD BE GROUNDED AT THE SAME GROUND POINT AS THE EQUIPMENT.

*Technical information and diagrams provided by Accele Electronics is "as is" information. User assumes entire risk and responsibility. Accele Electronics recommends verifying all wire colors and operation before installing product.

////ACCELE ELECTRONICS, INC.